

Nihon Enterprise Co., Ltd.

Nihon Enterprise Co., Ltd.



Q1 FY2018 (ending May) Earnings Summary

1	Q1 FY2018 overview of Earnings Summary	P.2
	Revised reporting segment	P.3
	New segment	P.4
	Highlights	P.5
	Consolidated PL (summary)	P.6
	Quarterly growth	P.7
	Sales	P.8
	Sales (Creation segment)	P.9
	Sales (Solution segment)	P.11
	COGS	P.13
	SG&A expenses	P.15
2	Business overview by segment	P.17
	Creation segment	
	Major services	P.18
	Topics Contents service	P.19
	Topics Business support service	P.20
	Others	
	Solution segment	
	Major services	P.24
	Topics System development ・ managed service	P.25
	Topics System development ・ managed service	P.26
	Advertising agent service	
3	Consolidated forecast and business strategy	P.27
	Consolidated forecast and progress	P.28
	Business strategy	P.29

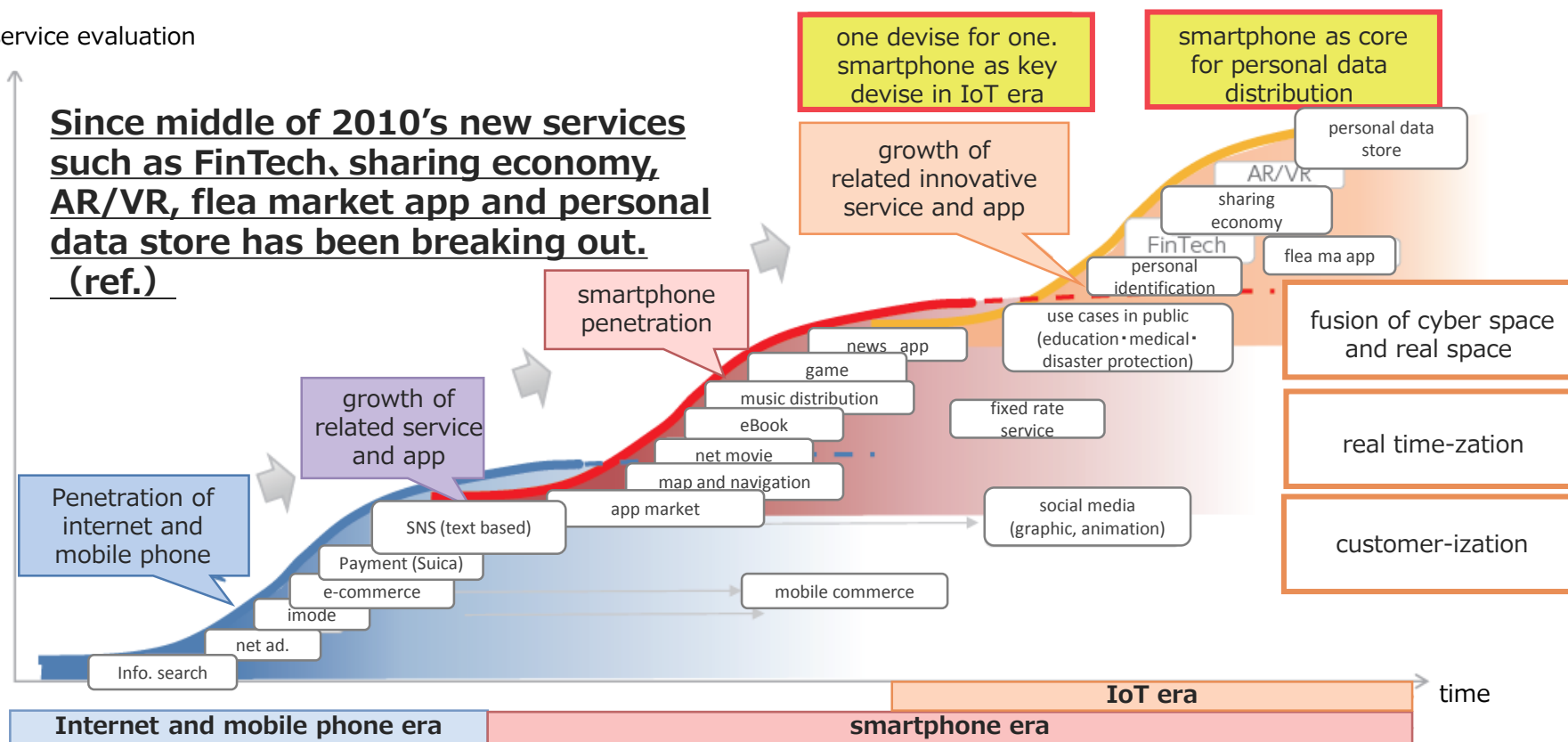
1. Overview of Earnings Summary (Q1 FY2018)

Expanding business fields to meet change in business surroundings.
To provide company info. properly,
we have changed reporting segment since this FY

Change of business surroundings

service evaluation

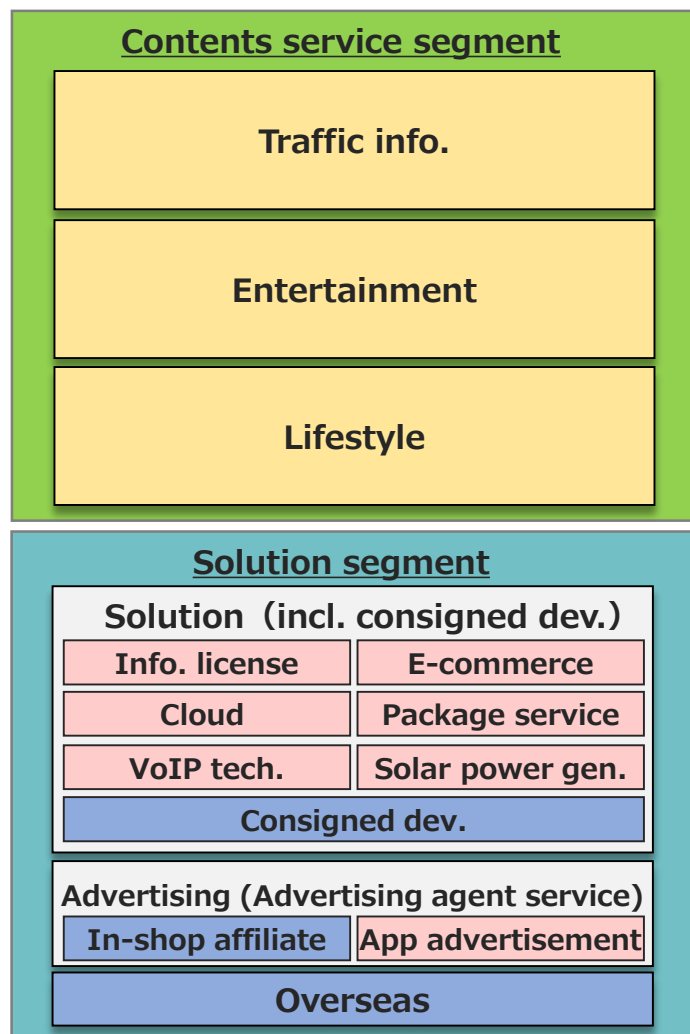
Since middle of 2010's new services such as FinTech, sharing economy, AR/VR, flea market app and personal data store has been breaking out.
(ref.)



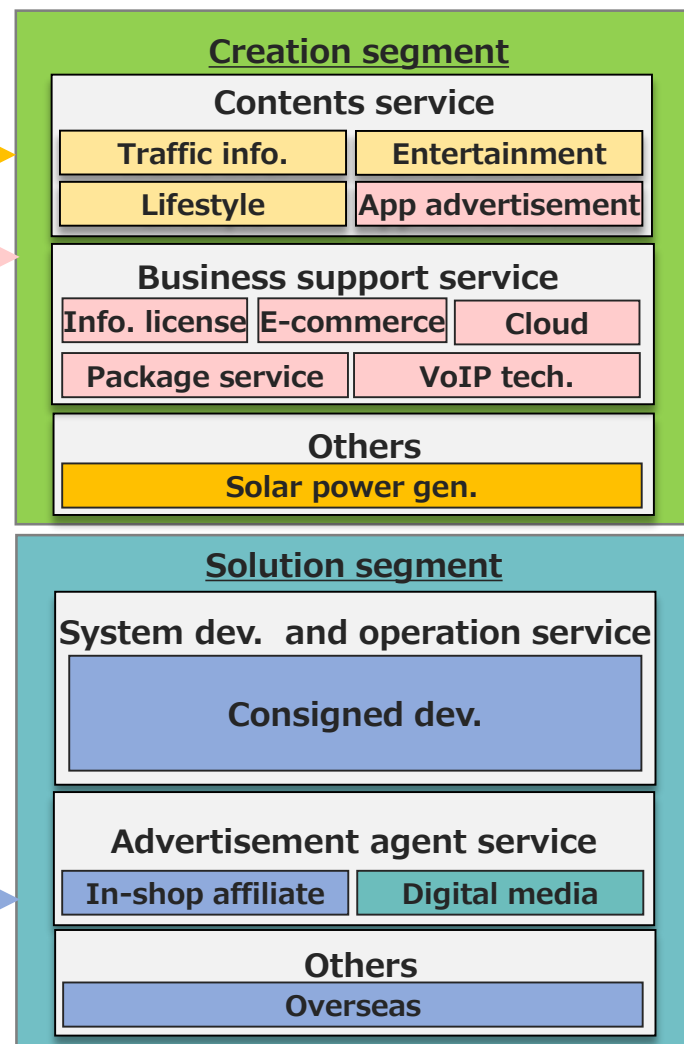
<Overview of smartphone related services and apps>

(source) Ministry of Internal Affairs and Communications
Research on present and feature of smartphone economy (2017)

Ex segment



New segment



In-housed developed services

In-housed developed services

Consigned developed services

	(MN Yen)			
	FY2018 (Forecast)	FY2017 (Result)	YoY Difference	Growth rate
S a l e s	4,770	4,838	▲ 68	▲ 1.4%
Operating profit	250	192	57	30.2%
Ordinary profit	255	229	25	10.9%
Net profit attributable to the parent company	105	99	5	5.5%


Creation segment

- To expand smartphone apps user and to create hit contents
- To OEM smartphone apps for business use
- To promote cloud service such as e-learning, tourism and vehicle dynamic management
- To promote sales of mobile kitting in up-demanding of out sourcing service
- To pursue new business such as fresh seafood e-commerce “Inasri”, electricity transaction by block chain

Solution segment

- To build up royal clients and to develop new clients/
- To focus on CRM (※1) and e-commerce with upward sales trends
- To ensure cost management and to improve operating profit

(※1) “Customer Relationship Management”, a method for sales promotion through empowering customer relationship by management combining customer attribute and touch history data

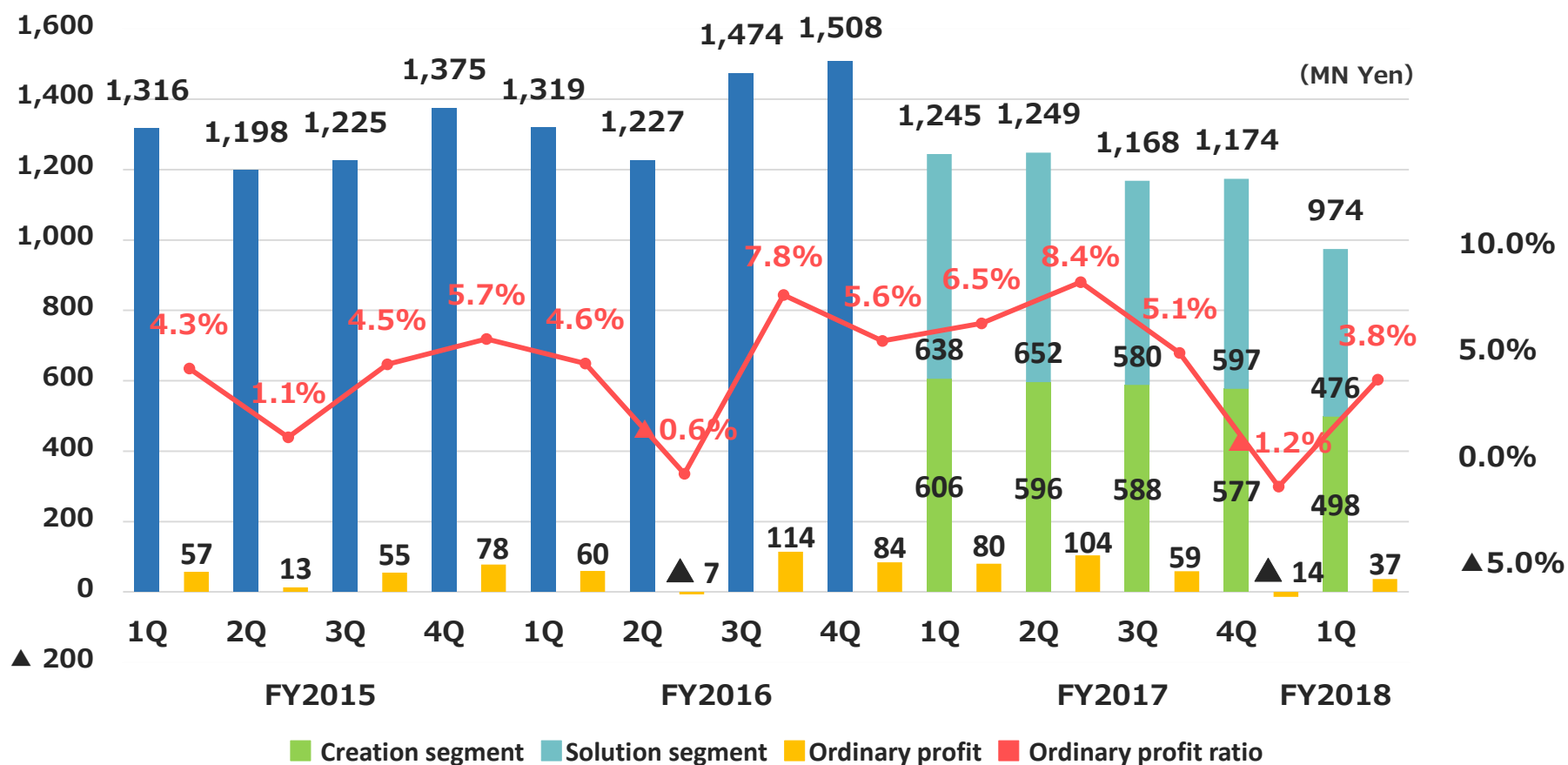


Consolidated PL (summary)

(MN Yen)

	FY2018 1Q	FY2017 1Q	YoY	
			Difference	Growth rate
S a l e s	974	1,245	▲ 271	▲21.8%
G O G S	584	728	▲ 144	▲19.8%
G r o s s p r o f i t	389	516	▲ 126	▲24.6%
S G & A	356	449	▲ 92	▲20.6%
Operating profit	33	67	▲ 34	▲50.6%
Non-operating profit	4	14	▲ 9	▲65.4%
Non-operating expense	1	1	▲ 0	▲13.9%
Ordinary profit	37	80	▲ 43	▲53.7%
Extraordinary profit	-	19	▲ 19	-
Extraordinary loss	0	1	▲ 1	▲98.3%
P r e - t a x p r o f i t	37	98	▲ 60	▲62.2%
Total amount of corporation tax and o t h e r s	25	29	▲ 3	▲13.1%
N e t p r o f i t	11	68	▲ 57	▲83.0%
Net profit attributable to non-controlling interest	7	13	▲ 5	▲40.0%
Net profit attributable to the parent company	3	55	▲ 51	▲93.2%

While strong sales in system development and cloud service, sales totaled down QoQ17.0 and ordinary profit improved with 3.8%



(※) Revised segment since FY2018. Data shows post recombination comparison

(MN Yen)

	FY2018 1Q	FY2017 1Q	YoY	
			Difference	Growth rate
Creation segment	498	606	▲ 108	▲17.9%
Solution segment	476	638	▲ 162	▲25.4%
T o t a l	974	1,245	▲ 271	▲21.8%

■ Creation segment

Sales down 17.9% influenced by decline in services for carrier platform, while upward in “business support service”

■ Solution segment

Sales totaled down 25.4%, by shrinking “Advertising agent service” market and down in overseas while sales increase in system development and managed service

Creation segment sales (Y/Y)

(MN Yen)

	FY2018	FY2017	YoY	
	1Q	1Q	Difference	Growth rate
Contents service	382	503	▲ 120	▲24.0%
Business support service	97	85	11	13.5%
O t h e r s	18	18	0	3.2%
T o t a l	498	606	▲ 108	▲17.9%

■ Contents service

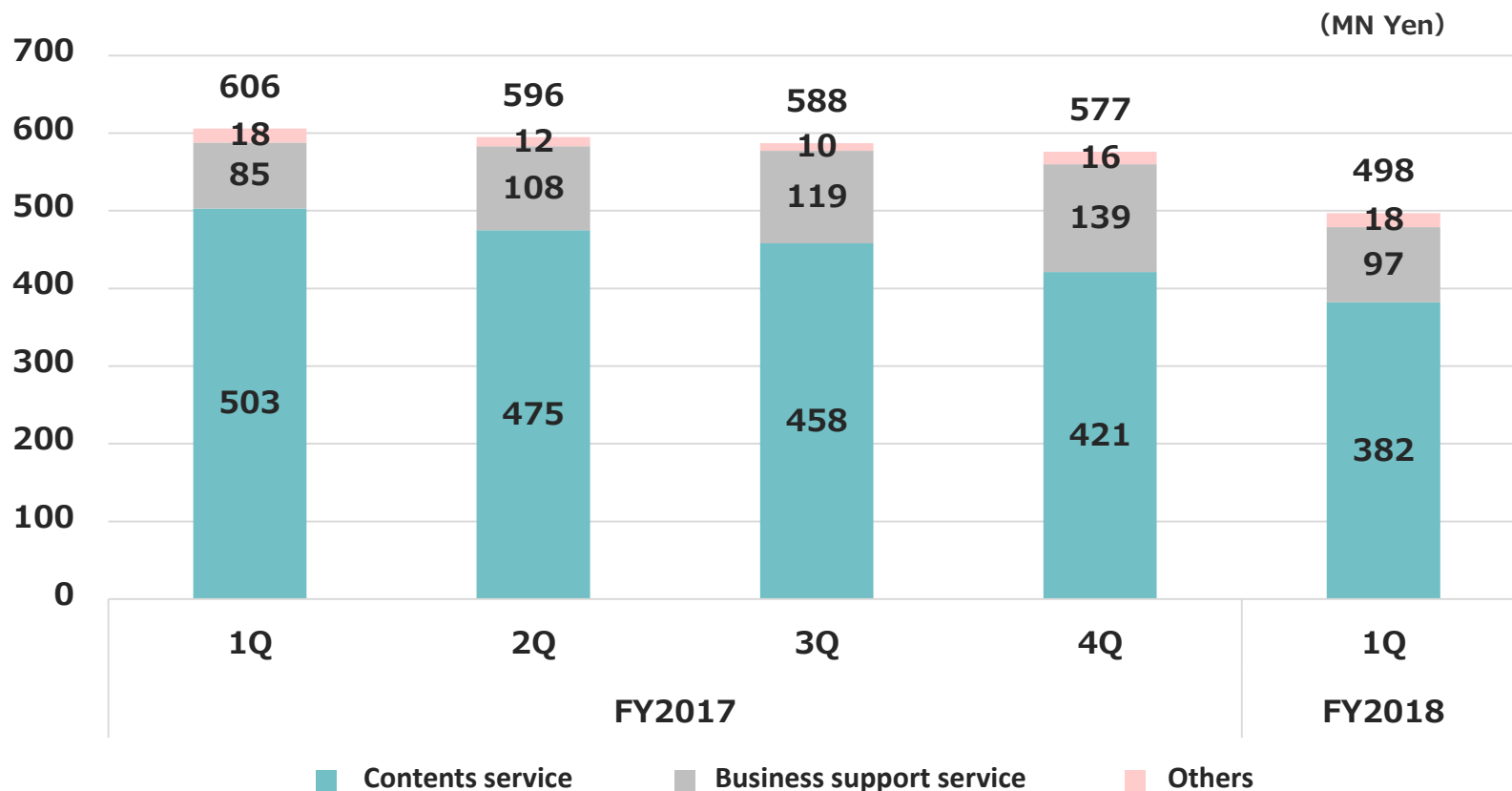
Sales down by 24.0% due to shrinking carrier platform market

■ Business support service

Sales increased by 13.5% driven by services to enterprise customers including business app and cloud, which are developed based on company's contents property

Creation segment sales (Q/Q)

**Downward trend in services for carrier platform.
To accelerate sales expansion in “Google Play” and “App Store”
and to focus on “business support service”
with YoY 13.5% increase**



Solution segment sales (YoY)

	(MN Yen)			
	FY2018 1Q	FY2017 1Q	YoY	
			Difference	Growth rate
System development and managed service	296	268	28	10.6%
Advertising agent service	173	256	▲ 83	▲32.4%
O t h e r s	6	113	▲ 107	▲94.7%
T o t a l	476	638	▲ 162	▲25.4%

- System development and managed service**
 Good start with 10.6% sales up, backed by market expansion through active IT investments
- Advertising agent service**
 32.4% sales down influenced by decreasing number of shops due to content sales policy change at shop
- Others**
 94.7% down influenced by shrinking China smartphone market and by restraining unprofitable sales

Solution segment sales (QoQ)

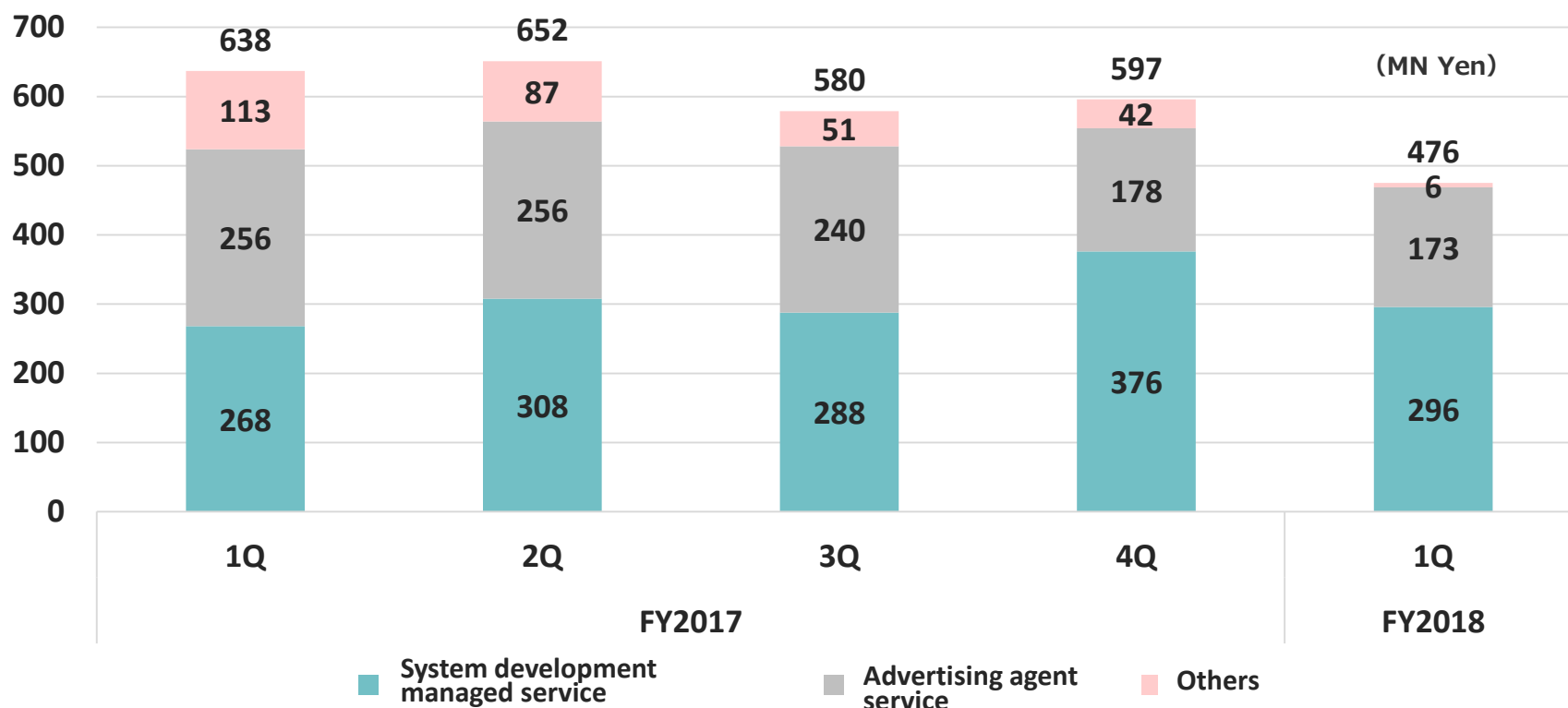
■ System development and managed service

Upward trend with YoY10.6% while QoQ 21.3% down as previous quarter, Q4 is the season for order increase.

Q4 includes FY end for most Japanese companies

■ Advertising agent service

Remained almost flat with QoQ2.7 down in severe market status

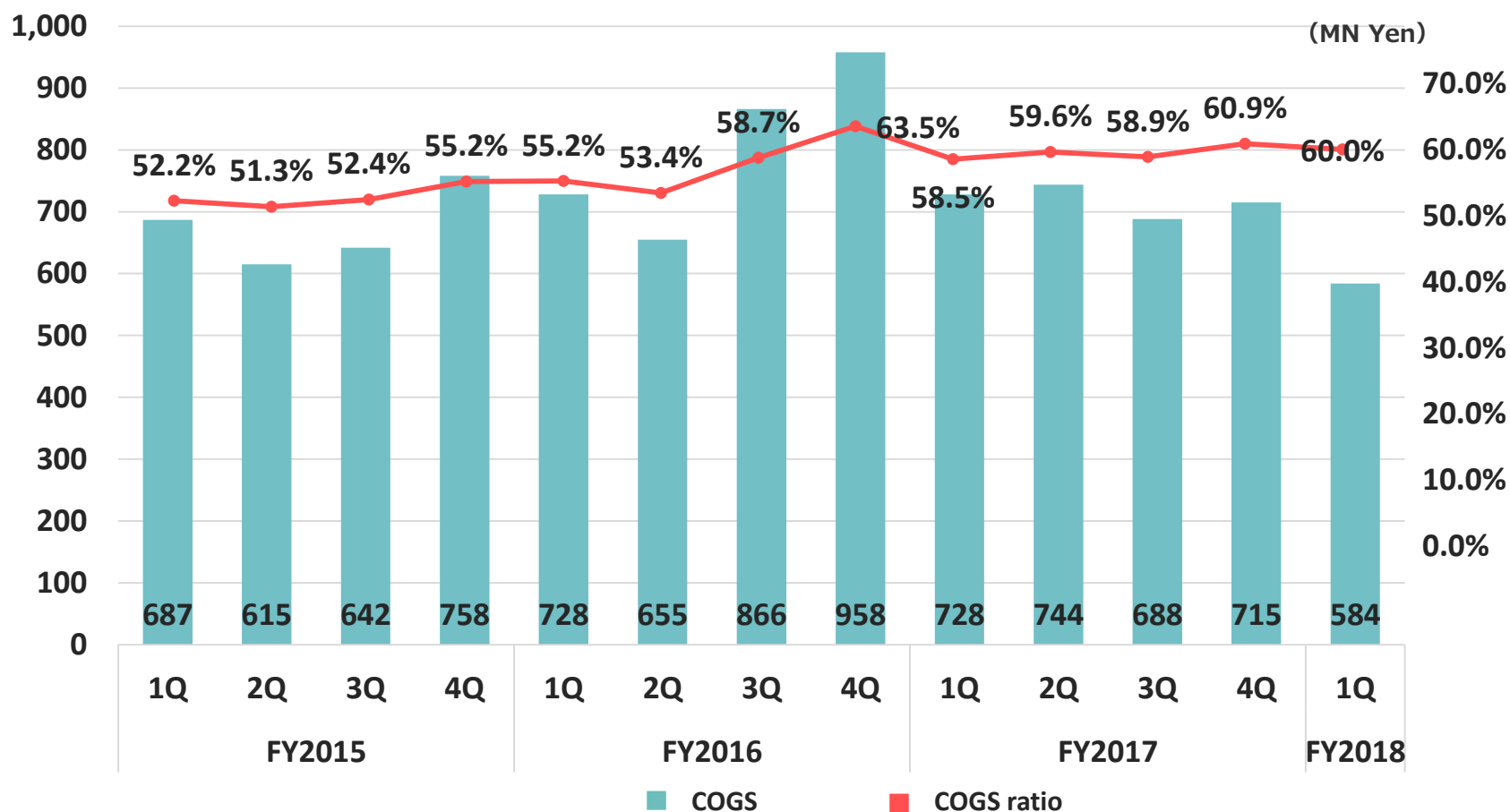


					(MN Yen)
		FY2018	FY2017	YoY	
		1Q	1Q	Difference	Growth rate
C O G S		584	728	▲ 144	▲19.8%
C O G S r a t i o		60.0%	58.5%	-	-

Decreased due to unprofitable device sales in China and decrease in “Advertising agent service”

1.5 point up due to increase by server relocation fee and amortization of software

COGS improved by 0.9 point due to restraining unprofitable devise sales in China and continuous cost reduction

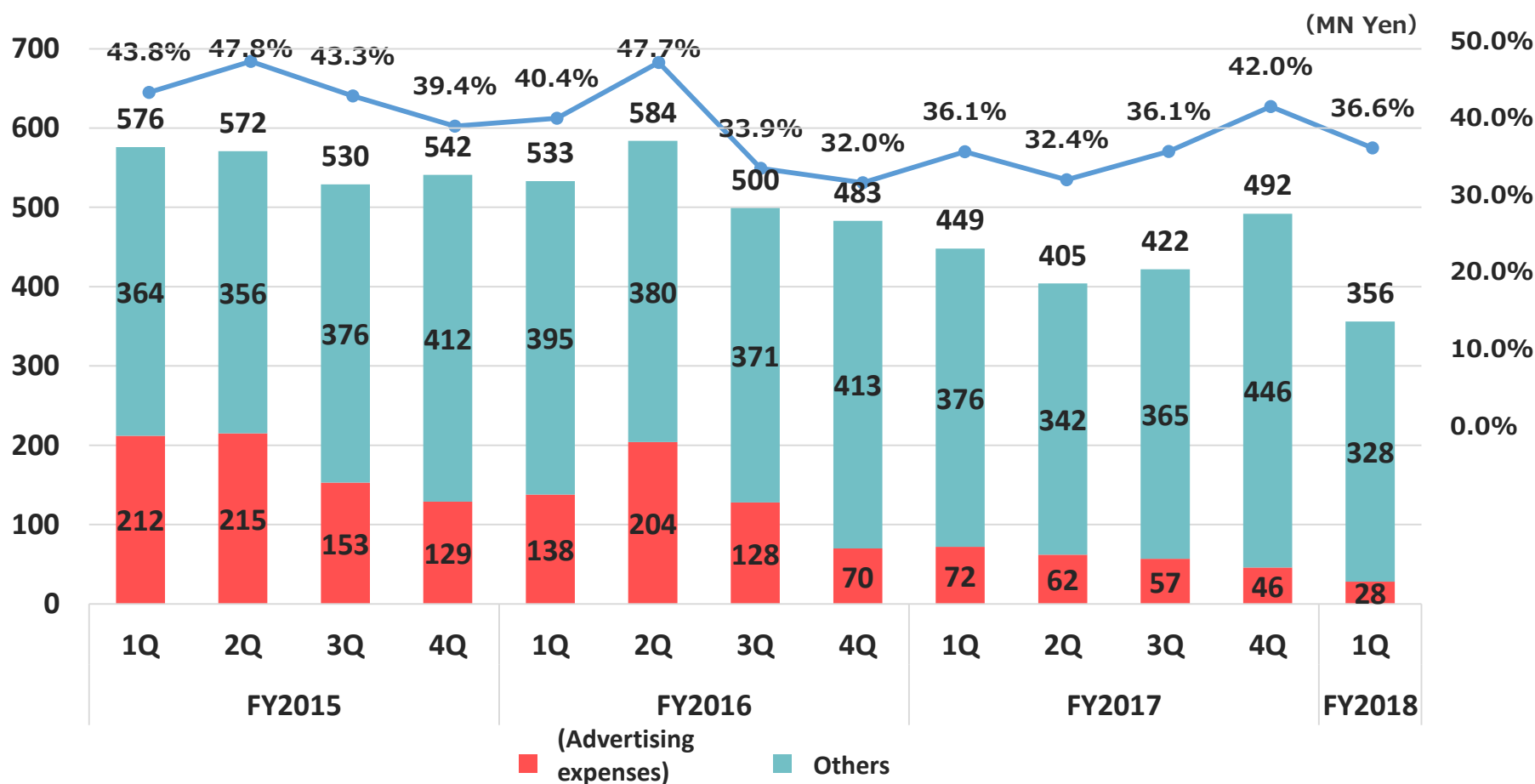


(MN Yen)

	FY2018 1Q	FY2017 1Q	YoY	
			Difference	Growth rate
(Adverting expense	28	72	▲ 44	▲61.2%
(O t h e r s)	328	376	▲ 48	▲12.9%
S G & A	356	449	▲ 92	▲20.6%
S G & A r a t i o	36.6%	36.1%	-	-

20.6% improved due to mainly Ad cost control in services for carrier platform, and cost reduction.
SG&A ratio 0.5 point up

QoQ down dramatically by continues Ad cost control, radical cost reduction and peeling off of allowance for doubtful accounts booked in previous quarter.
SG&A ratio 5.4 point improved



2. Business status by segment

Creation segment

To create new lifestyle and business style through in-house development service



Solution segment

To propose additional value to clients through IT solution development



Contents service

- Flea market "Flea-ma jp"
- Health care "Women's dairy"
- Traffic. info. "ATIS traffic info."

- e-book "BOOKSMART"
- Portal game "Chokkot game"



Business support service

- Business messenger "BizTalk"
- IP phone app. "AplosOne"
- Distance learning cloud "e-manabi"
- Vehicle dynamics cloud "iGPS on NET"
- Tourism cloud "Yubisasi navi"
- Reverse auction "Profair"

- Fresh fish E-commerce "Inaseri"
- Traffic info. license
- Chat IF "Fivetalk"
- IP voice series "Primus"
- mobile kitting "Certino"
- Vilification program
(incd. IoT, brockchain)

Others

- Solar power generation

Contents service

■ "Women's dairy" (healthcare)

- Number of new member increased by QoQ 26.0%, backed by growing interest in health log management such as weight and menstrual cycle



■ "Flea-ma jp" (flea-market)

- Built up comfortable and secure shopping environment
- Revised sales commission charge from 10% to 8% (w/free standard selling fee)

(※ Re-named from "Dealing" to "Flea-ma jp" in August)



■ "BOOKSMART" (e-book w/all genre)

- Stable growing but competitive e-book market
- Proceeded alliance and service enhancement



■ "ATIS traffic info. service" (traffic info.) / "Chokkot game" (portal game)

- Stable operation in carrier monthly charged/fixed rate service



■ Continues efforts to develop new hit contents

Business support service

App for business use / Cloud / Voice / Kitting

- "AplosOne" (IP phone app) · "BizTalk" (business messenger)
 - OEMed, and started delivery

*line up services
aggressively and,
focus on sales
promotion*

- "e-managi" (e-learning cloud)
 - Strengthen sales structure, having know-how in animation producing as differentiation



- "iGPS on NET" (Vehicle dynamic management cloud)
 - Expanded sales to transportation companies such as concrete mixing car
 - Proceeding new version



- "Fivetalk" (Chat interface)
 - Proceeding development as interface to chat BoT



- "Primus" (IP voice series)
 - Strong sales results due to tighten alliance with sales distributors



- "Certino" (mobile kitting)
 - Strong performance backed by increasing demand of outsourcing service



Business support service

いなせり **Flesh fish distribution revolution by IT**

Established "Inaseri Co., Ltd." to exclusively operate fish and seafood EC by "Metropolitan Central Wholesale Market Cooperative Association", which is the union with over 500 members belonging to Tsukiji Market. In corporation with the union the company proceeds EC service operation, distribution optimization and customer development including restaurant operators

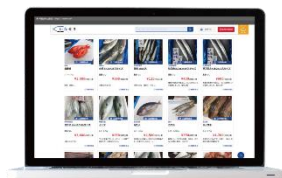
Joint press announcement

June 2016




Dec. 2016

Released service



Sep. 2017

Direct delivery to customers from Tsukiji Market



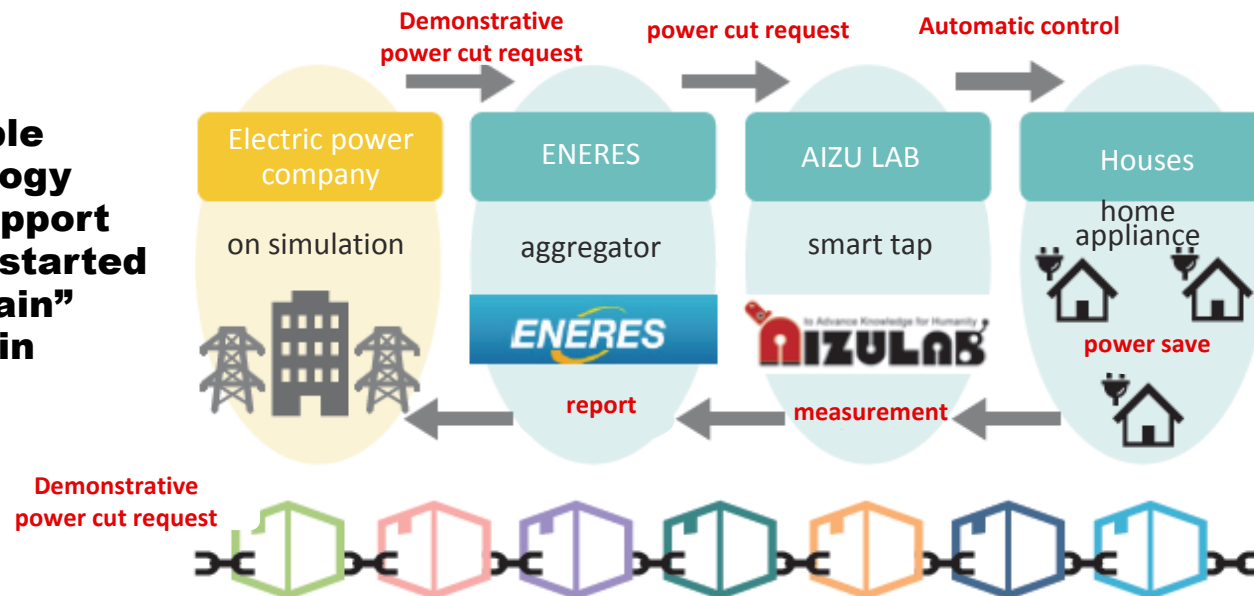
Toyosu Market

- Distribution optimization
- Customer development
- Area expansion

Business support service

Electricity transaction based on blockchain

Selected as “Renewable energy related technology evaluation research support project”,(June 2017) and started of “Electricity blockchain” with ENERES Co., Ltd. in Fukushima



①set “smart tap”
(developed by Aizu
Lab) at houses in
Fukushima prof.

②record electricity
data onto blockchain
ledger technology,
while monitoring

③demonstrative
power supply and
cut request
experiment

④verify effectiveness
of blockchain
for electricity
transaction

Business support service

Facility inspection by wired drone

Developed drone wired with power supply which enables longer flight time.

Started joint evaluation for commercialization such as power plant inspection



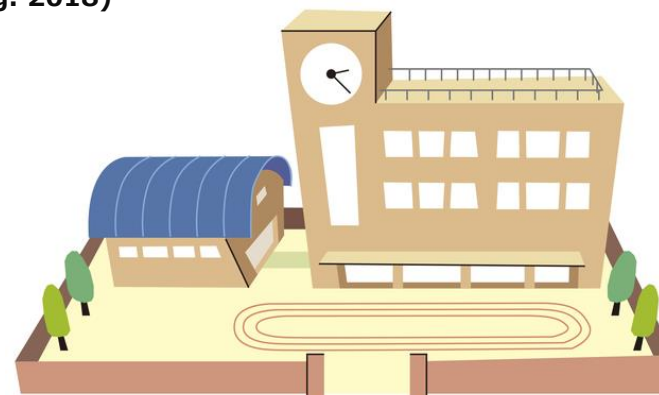
Others (Solar power generation)

Solar panels for elementary and junior high

Promoting local vitalization based on renewable energy in Yamaguchi pref. through “Ube smart community promotion support program”

As part of this program, educational environment for students to learn environment and renewable energy through solar panel facilities built on the roof of school gym is on the way to set

(Aug. 2018)



System development and operation service

- Consigned development
- Managed
- Debug
- Customer support
- Consulting

Advertisement agent service

- In-store affiliate
- Digital advertisement

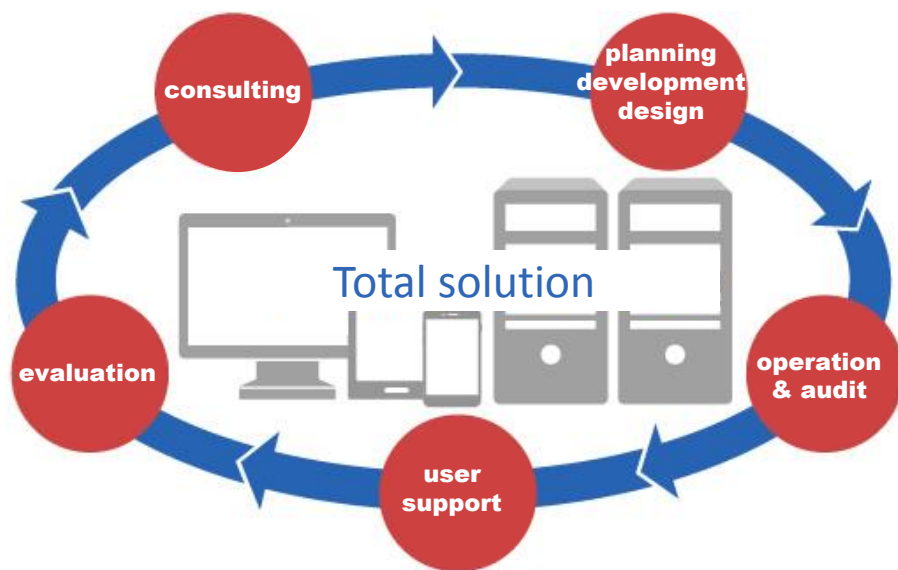
Others

- Overseas




System development and managed service

Under market expansion with active IT investment, good performance in receiving order entries as the results that expertise in smartphone app and server development are highly evaluated



■ major achievements

- app development
- e-commerce
- point management
- chat support
- customer analysis
- carrier payment
- quality management
- debug
- MSP(managed)



■ Clients

- distribution
- retail
- service
- information and telecom
- local government

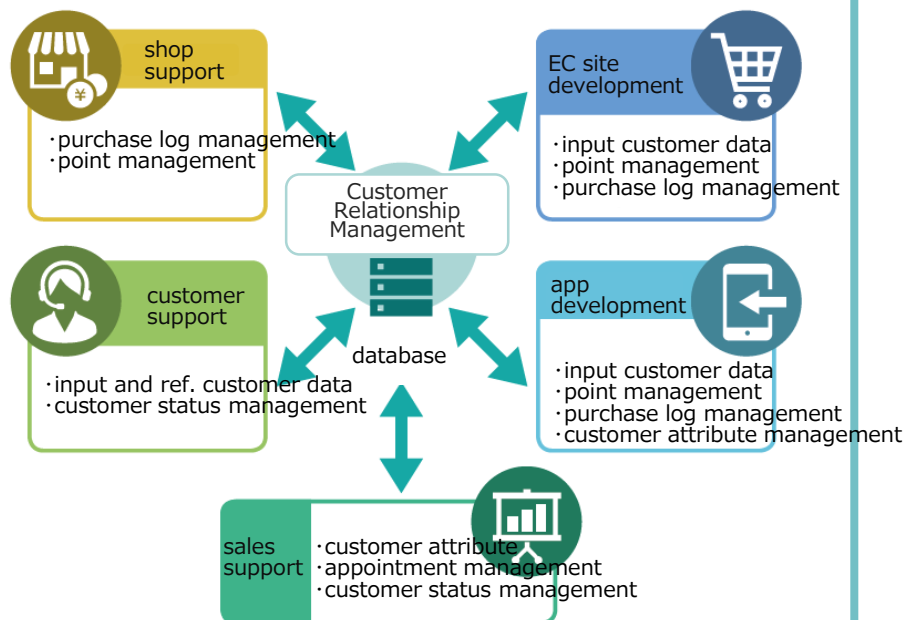


System development and managed service

CRM system development

<Case study of consigned development>

- CRM system for reuse shop operator



Advertising agent service

In-store affiliate

- Decreasing number of shops due to content sales policy change at shop
- Strong performance in sales of industry NO.1 security software
- Media expansion (In-store+digital)



3. Consolidated forecast and business strategy

Consolidated forecast and progress

(MN Yen)

	FY2018 (forecast)	FY2017 (result)	YoY		FY2018 1Q (result)	1Q progress
			Difference	Growth rate		
S a l e s	4,770	4,838	▲ 68	▲ 1.4%	974	20.4%
Operating p r o f i t	250	192	57	30.2%	33	13.3%
Ordinary p r o f i t	255	229	25	10.9%	37	14.6%
Net profit attributable to the parent company	105	99	5	5.5%	3	3.6%

**Good progress towards Q1 forecast.
To pursue sales through both “Creation segment” and “Solution
segment” for last half increasing (with March’s year end
demands) order entries**

and One Inc.

- development and sales of IP-PBX "Primus"
- development and sales of VoIP engine "Primus SDK"
- development of open source based software

4QUALIA Co.,Ltd.

- development and operation of app/WEB
- design, planning
- devise rental, debug, user support

(China)

Enterprise (Beijing) Information Technology Co., Ltd.

Rice CZ (Beijing) information technology Co., Ltd.

Rise MC (Beijing) Digital Information Technology Co., Ltd.


- sales of smart phone and fiber telecommunication service and its distributor business
- consulting business expansion in China (for Japanese enterprises)
- mobile contents business

NE YinRun Co.,Ltd.

- mobile contents planning, development and operation

Promote, Inc.

- smartphone automatic test and kitting support
- app/web development and operation
- system engineering service



Dive Co.,Ltd.

- voice service
- advertising · affiliate
- app/web planning, development And operation

Inaseri Co.,Ltd.

- planning, development and operation of Metropolitan Central WholesaleMarket Cooperative's official EC service "Inaseri"

ATIS CORPORATION

- info. service cauterizing traffic info.

Aizu Laboratory, Inc.

- iOS/Android app development, WEB system development, 3DCG, graphics and movie production
- research and development of new files such as EMS, smart agri. , drone
- Tourism cloud "Yubisashi navi"

Yamaguchi renewable energy factory Co.,Ltd.

- power generation business such as solar power, and its management and maintenance
- sales of electricity

**Expanding business fields with group synergy.
To proceed sales expansion both in "in-house and
cosigned development" and "creation of new service"**



Nihon enter

検索

<http://www.nihon-e.co.jp/>

Earnings results, IR info., news release,
and company profile are available on our web.

IR info. and news release are mailed
by “Timely disclosure alert mail service” upon request.

※View and forecast contained in this document are based on our assessment at the time of document issuance, and accuracy of the information is not guaranteed.
Please note that actual outcomes and results may differ materially from the information due to any changes caused by various factors.
※In this document there are some rounding variances happen less than hundred thousand.